

7000 Series GigE Area Scan Camera

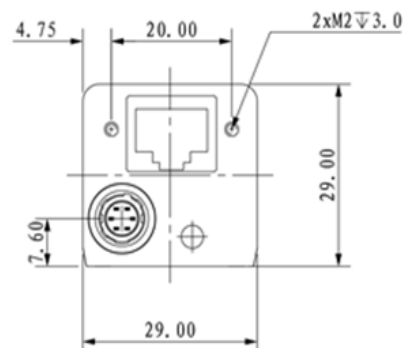
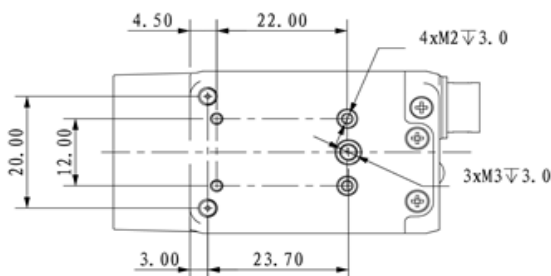
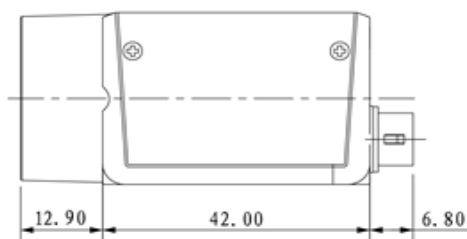
A7300MG30E

Product Features

- Gigabit Ethernet interface, providing 1Gbps bandwidth with a maximum transmission distance of 100m;
- 128MB on-board cache for data transmission or image resend;
- Support Software Trigger/Hardware Trigger/Free Run Mode;
- Support ISP functions including Sharpness/Denoising/Gamma/LUT/BlackLevel Correction/TargetBrightness/Contrast etc.;
- Support multiple image data formats output/Binning/ROI/Mirror, etc.;
- Conform to GigE Vision V2.0 protocol and GenICam standard;
- Support PoE power supply, DC 9V~24V wide voltage power supply;
- Conform to CE, FCC, UL, RoHS;



Dimensions (mm)



Technical Specifications

Model Name	A7300MG30E
Sensor	IMX265
Sensor Type	1/1.8"CMOS
Shutter	Global
Resolution	2048 x 1536
Frame Rate	36
Bit Depth	12
Mono/Color	Mono
Pixel Size	3.45 x 3.45
Pixel	3.2MP
S/N Ratio	38dB
WDR	70dB
Image Format	Mono8/10/10Packed
Binning	Support
ROI	Support
X-axis Flip	Support
Y-axis Flip	Support
Gain	1~32
Gamma	From 0 ~ 4, support LUT
Exposure Time	32μS~1S
Sync Mode	Software Trigger/Hardware Trigger/Free Run Mode
SPC	Support
User Setting	Support two sets of user-defined configurations
Cache	64MB
Port	GigE, PoE
GPIO	1x 6 pin Hirose: 1x Opto-isolated input, 1x Opto-isolated output, 1 configurable input and output
Lens Mount	C-mount
Power Supply	PoE/ DC 9V~24V power supply via Hirose interface
Power Consumption	12V≈3.0W
Product Dimensions	29mm*29mm*42mm (not including lens mount and rear case connector)
Weight	88g
Working Environment	Storage: - 30°C~+80°C; Operation: - 30°C~+50°C

© 2021 IRAYPLE. All rights reserved. Design and specifications are subject to change without notice.

Pictures in the document are for reference only, and the actual product shall prevail.